



Barrowby Church of England Primary School

14th November 2021

Update for Year 6 Parents-Sunday 14th November 2021

Dear Parents,

As you know I contacted you on Friday to confirm that we have had positive cases of COVID within our Year 6 class and as such **have reached the point where it is necessary to take further action.**

I advised that all Year 6 parents take their Year 6 child to complete a PCR test as soon as possible, if you haven't already done so. As a result of this we have had further positive cases confirmed within the Year 6 class, over the weekend.

Therefore, we have now reached the point where it is appropriate to re-introduce 'live lessons' for all those children who are isolating at home due to COVID.

Therefore, from tomorrow: Monday 15th November all those children who are isolating due to COVID and are able to do so i.e. they are well enough to, should join Miss Lees via TEAMS at the following times:

- 9.00am Registration, outline of the day and the 1st Lesson either English or Maths
- 10.00am Collective Worship
- 10.20am Spelling Live Lesson
- 11.00am Either English or Maths Live Lesson
- 1.15pm Afternoon live lesson e.g. Science, RE etc
- 3.00pm Story time and round off for the day

It is important that children have 'time away' from their learning and this should be at:

- 10.45am Morning breaktime (a 15-minute break)
- 12.05pm Lunchtime (a 1 hour and 15-minute break)

I ask that all children joining lessons from home, should wear their school uniform and follow the Remote Learning Protocol we implemented last year.

Remote Learning Protocol

If your child joins a video call with their class teacher please remember, we expect all children will:

Protect their Privacy

- *Turn off your video.*
- *Do not share username and password details with anyone outside your family.*

Mute their microphone

- *Mute your microphone. Un-mute if requested by the teachers.*

Be prompt

- *Be ready to join your meeting, preferably 5 minutes before it's start time.*

Pause

- *If the teacher asks another child a question or another child is responding to a question, please be patient.*
- *Do not interrupt other children talking.*

Making a contribution throughout the meeting

- You can un-mute your microphone if requested by the teacher and respond to a question.
- Always mute your microphone after speaking.
- You can use the new 'put up hand' icon on the toolbar to indicate you wish to speak, so your teacher knows you want to say something.
- You can use the chat feed.

You can only use the chat feed to talk to your class teacher and ask them a question. Your teacher may respond via the chat feed or invite you to speak, during a 'live lesson.'

In addition, parents may need to support their child whilst learning at home, dependent on age and needs e.g.

- supporting their child to access their Remote Education via TEAMS;
- helping their child to understand expectations and complete their work; and
- sending their child/ren's work to their class teacher for feedback.

If your child is unwell and/or not isolating due to COVID then they should not join in with the 'live lessons,' but rest and return to school when they are well enough to do so. Please advise the school office if your child is isolating due to COVID and is unwell and therefore not able to join the 'live lessons'.

If you have taken your child for a PCR test this weekend and are still waiting the result then your Year 6 child can still come to school while you are waiting for the results of the PCR test, as long as they do not have symptoms. **They should not come to school if they begin to present symptoms** e.g. persistent cough, loss of taste/smell or a high temperature. Please refer to the ['What should I do if my child has symptoms?'](#) section of the school website for further information.

Unfortunately, as cases rise in Year 6 we will continue to monitor the situation and keep parents advised. From **Monday 15th November for our Year 6 class**, we will:

- **Re-introduce 'live lessons' for all those children isolating at home due to COVID (see above);**
- Revert back to asking the children to sit in pairs facing the front.
- Reduce the mixing of the Year 6 children with the other year groups in school e.g. separate them at playtime/lunchtime on the playground, conduct Collective Worship in the classroom for Year 6 only, enjoy their lunch in their classroom.
- Ask all pupils in Year 6 to have a PCR test and have a further LFD five days after.
- Restrict Year 6 to one toilet block which will be labelled.
- Restrict visits and visitors to Year 6-as such until otherwise notified Year 6 child/ren will not be able to go swimming and Year 6 children will not be able to attend after-school activities.
- Year 6 children may still attend our Wrap Around Care facility but will need to be separated from the other children i.e. in a bubble.

I will notify you when these measures are no longer applicable to Year 6. Until that time, I ask that you follow the guidance from Health Protection and support our school.

I understand that this is not ideal, but must urge everyone to remain calm. **Unless your Year 6 child tests positive or has COVID symptoms then they should continue to come to school.**

As always, we thank you for your support and hope that your child is completing their work and understanding their feedback from their teacher.

I appreciate that these are unprecedented times but hope that by working together we can continue to reduce the impact of this isolation period for our Year 6 children.

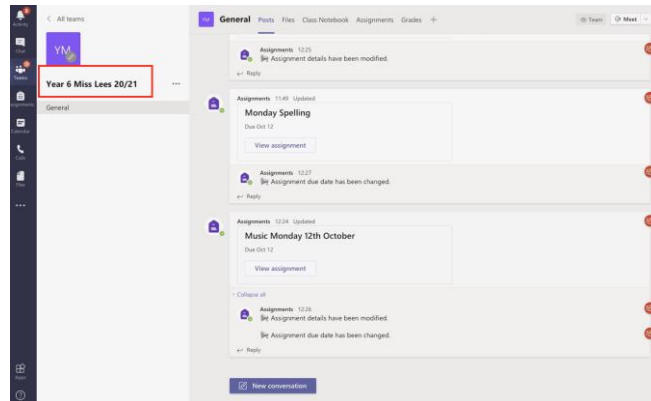
Stay safe.



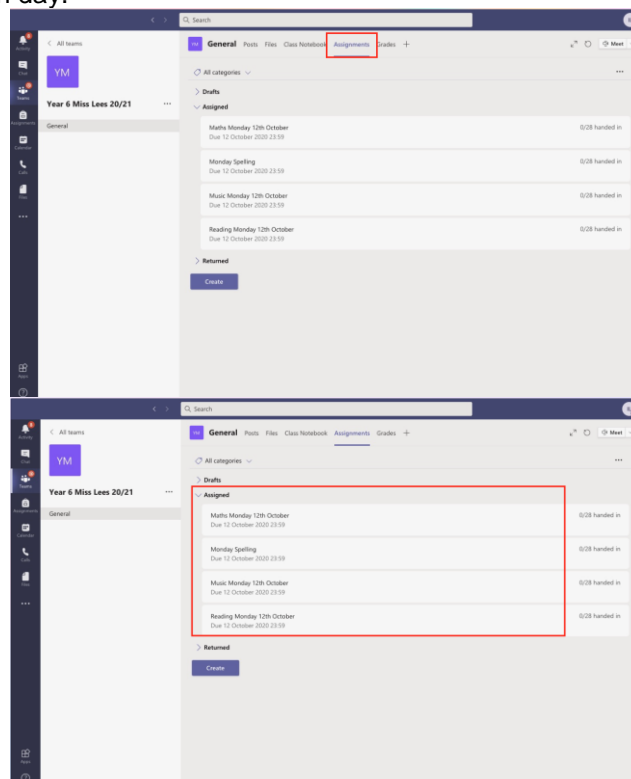
Len Batey-Headteacher

Instructions on how to access your work on Microsoft Teams.

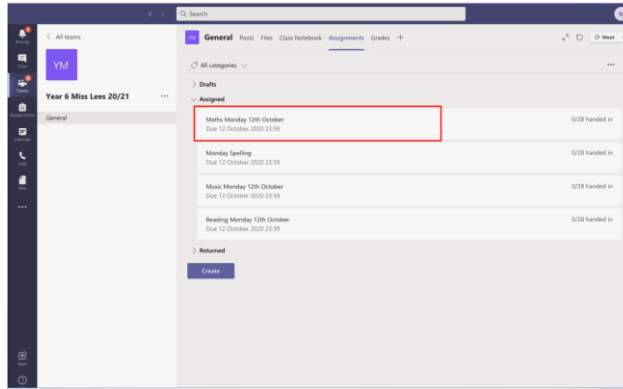
1. Click on your class 'Team' e.g. 'Year 6 Miss Lees'



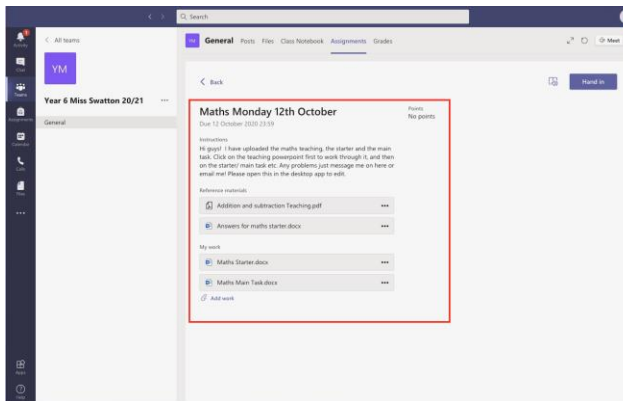
2. Click on 'Assignments'. Here you will see the different lesson assignments the teachers have set for you each day.



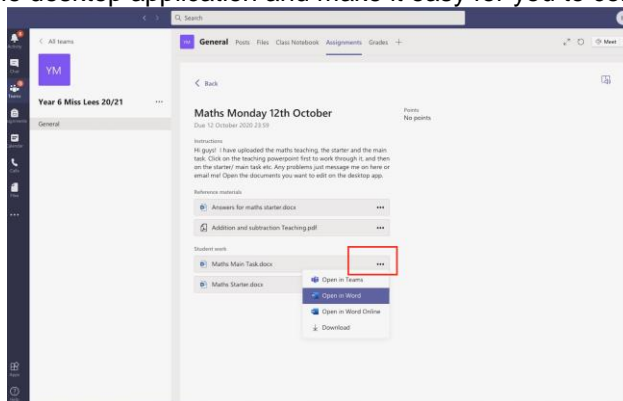
3. Click on the assignment you would like to work on e.g. Maths.



4. Here you will see some instructions, reference materials and your worksheet.



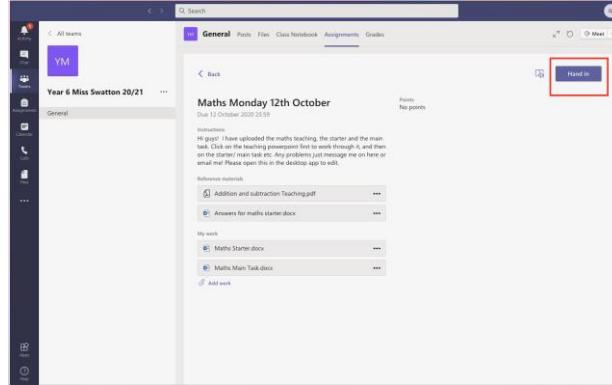
5. Click on the three dots next to your worksheet and 'Open in word.'
This will open the desktop application and make it easy for you to complete the work set.



6. Work through the questions you have been given, typing straight onto the document.
When finished, click the 'Save' icon top left of the screen. Then close the document.



7. Go back to Assignments-TEAMS, click 'Hand in.' Your work will be submitted to your teacher.



8. Click back onto the assignment later and you will see your feedback on the work. You will receive a notification to let you know this is ready.

